

4.20 mm. DUAL ROW SIDE ENTRY HEADER



6746 SERIES. 4.20 mm (0.165") pitch.

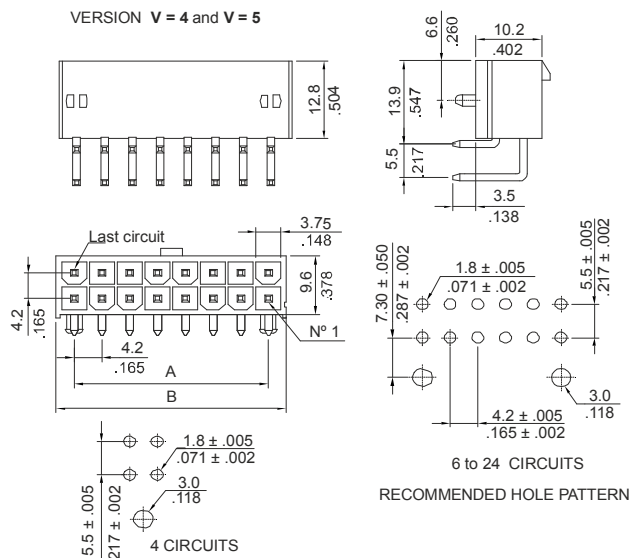
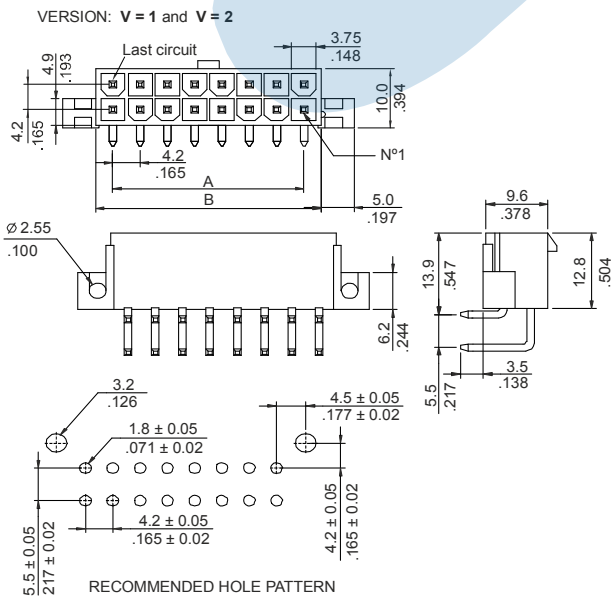
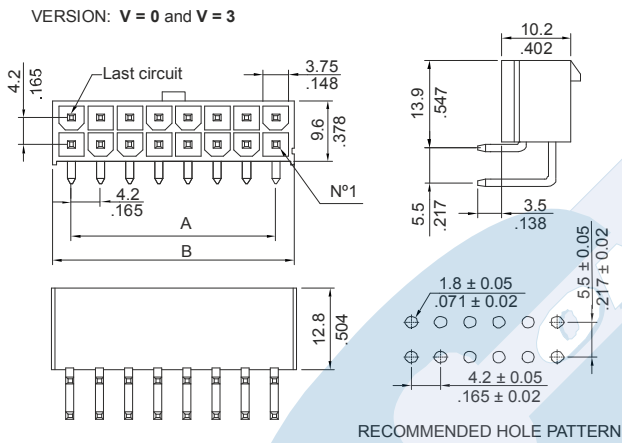
General Features

- Available in 2 through 24 circuits
- Mates with 4.20 mm crimp housing 6740 series
- Square pin 1,14m tin plated
- Fully shrouded with polarized slot
- Positive lock

Materials

- Insulator: Nylon UL 94 V-0 or Nylon 66 UL 94 V-2
- Contact: Tin plated brass
- Operating temperature: -40°C to +105°C
- RoHS compliant

Dimensional Information



Electrical Features

- Voltage rating: < 600V
- Current rating: < 9 A
- Contact resistance: < 10 mΩ
- Dielectric withstanding voltage: 1500 V AC/minute
- Insulation resistance: >1000 MΩ

Mechanical Features

- Pin retention force to insulator: > 1.00 Kgf
- Durability: 25 cycles

Circuit Size	Part Number	Dimensions	
		A	B
2	6746 - 202V	-	5.50 (0.217)
4	6746 - 204V	4.20 (0.156)	9.70 (0.382)
6	6746 - 206V	8.40 (0.331)	13.90 (0.547)
8	6746 - 208V	12.60 (0.496)	18.10 (0.713)
10	6746 - 210V	16.80 (0.661)	22.30 (0.878)
12	6746 - 212V	21.00 (0.827)	26.50 (1.043)
14	6746 - 214V	25.20 (0.992)	30.70 (1.209)
16	6746 - 216V	29.40 (1.157)	34.90 (1.374)
18	6746 - 218V	33.60 (1.322)	39.10 (1.539)
20	6746 - 220V	37.80 (1.487)	43.30 (1.705)
22	6746 - 222V	42.00 (1.652)	47.50 (1.870)
24	6746 - 224V	46.20 (1.817)	51.70 (2.035)

V = Connector Options

- V = 0. UL 94V-2 Without mounting ears
- V = 1. UL 94V-2 With mounting ears
- V = 2. UL 94V-0 With mounting ears
- V = 3. UL 94V-0 Without mounting ears
- V = 4. UL 94V-2 With mounting pegs and without ears
- V = 5. UL 94V-0 With mounting pegs and without ears